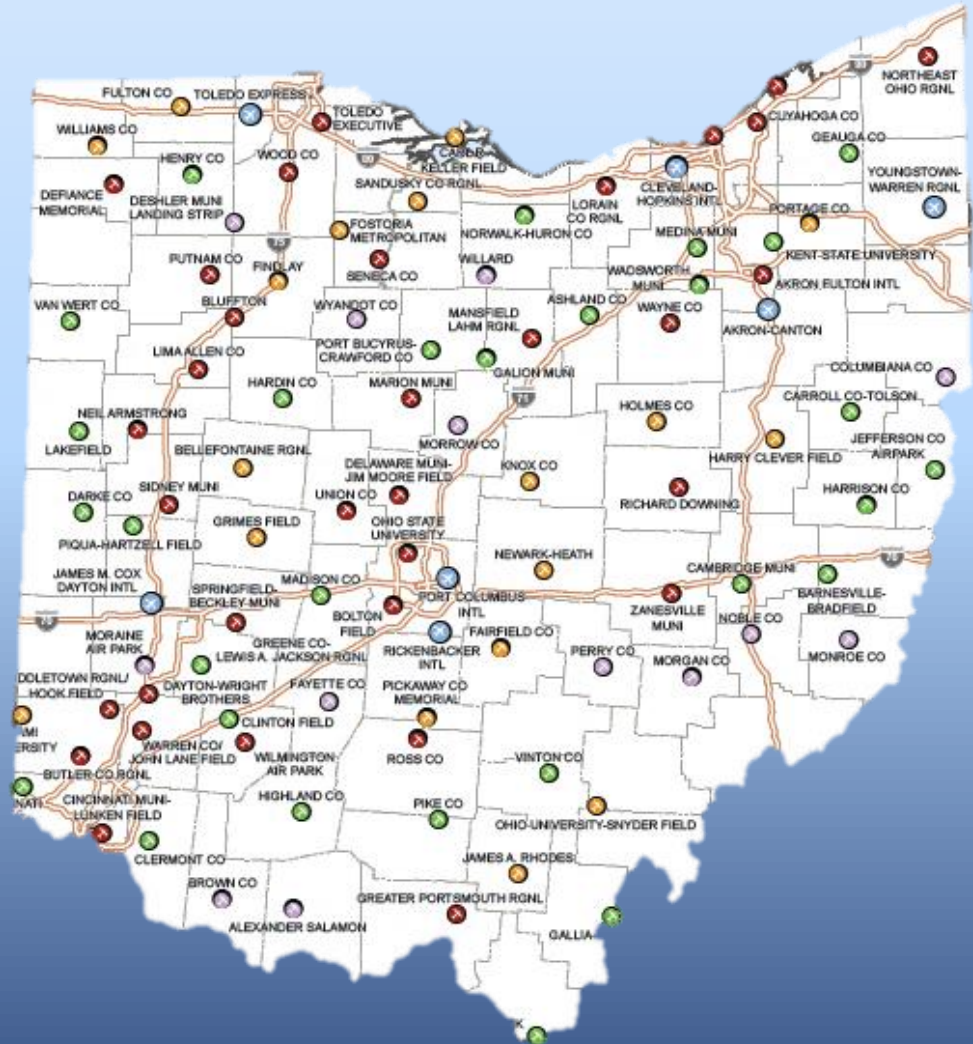




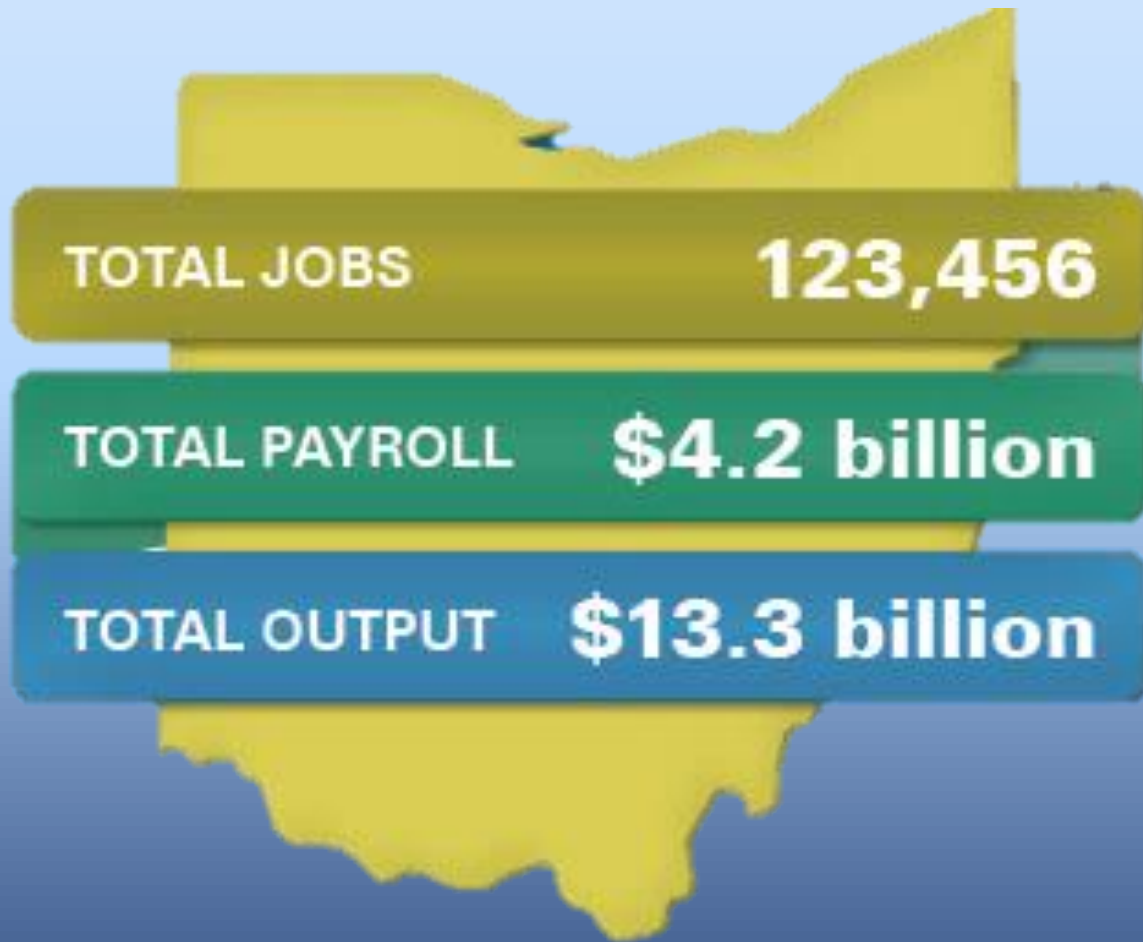
Who Do We Represent?


104 Public-Use Airports

- Airport Users
- Flight Departments
- Fixed-Based Operators (FBO)
- Universities
- Vendors
- Consultants



Ohio Airports Economic Engine



	TOTAL EMPLOYMENT*	TOTAL PAYROLL*	TOTAL OUTPUT*
 Commercial Service Airports	105,959	\$3,506,132,000	\$11,486,873,000
 General Aviation Airports	17,497	\$688,184,000	\$1,847,116,000
 Total	123,456	\$4,194,316,000	\$13,333,989,000

**Includes multiplier impacts*

OHIO'S SYSTEM AIRPORTS HANDLE MORE THAN 2.7 MILLION GENERAL AVIATION OPERATIONS ANNUALLY.

MORE THAN 70% OF OHIO'S SYSTEM AIRPORTS PROVIDE AVIATION EDUCATION OPPORTUNITIES.

OUT OF THE 104 SYSTEM AIRPORTS IN OHIO, 95 HAVE SOME TYPE OF INSTRUMENT APPROACH PROCEDURE.

THE LONGEST RUNWAY IN OHIO IS 12,102 FEET LONG AND SERVES RICKENBACKER INTERNATIONAL. IT IS ALSO THE STATE'S WIDEST RUNWAY AT 200 FEET.



Ohio's Airports... Did you know?

THERE ARE 15 AIR TRAFFIC CONTROL TOWERS OPERATING AT OHIO'S AIRPORTS.

OHIO'S COMMERCIAL SERVICE AIRPORTS ENPLANE NEARLY 10 MILLION PASSENGERS ANNUALLY.

THERE ARE MORE THAN 130 CORPORATE FLIGHT DEPARTMENTS BASED AT OHIO'S SYSTEM AIRPORTS.

FAA RECORDS INDICATE THAT OHIO IS HOME TO 12,931 PILOTS.

COSTS TO MAINTAIN CURRENT GENERAL AVIATION PAVEMENT OVER 20 YEARS

	Primary Runway	Other Pavement	Total
Level 1 Airports	\$91.9 million	\$172.1 million	\$264.0 million
Level 2 Airports	\$33.8 million	\$46.7 million	\$80.5 million
Level 3 Airports	\$44.1 million	\$34.5 million	\$78.6 million
Level 4 Airports	\$18.7 million	\$15.4 million	\$34.1 million
Total	\$188.5 million	\$268.7 million	\$457.2 million

Where we were

FY 2015 Ohio Airport Grant Program

Airport	ODOT Share	Project
Clermont Co. Airport	\$42,976	Tree removal, approaches to RW04 and RW22
Middletown Reg./Hook Field	\$88,200	Tree removal, approach to RW08
Piqua – Hartzell Field	\$76,905	Major crack repair on RW, TW and apron
Port Clinton – Erie-Ottawa International	\$32,400	Tree removal of ends of RW09, RW27, RW18 and RW36
Springfield-Beckley Mun.	\$177,345	Crack repair on TW A, Phase IV
Warren Co. Airport	\$29,943	Major RW crack repair
Wayne Co. Airport	\$121,950	Reconstruct TW to ramp and terminal area
Wilmington Air Park	\$223,570	Pavement repair on TW A,; obstruction removal, brush in approach to RW 22R
Total:	\$793,289	

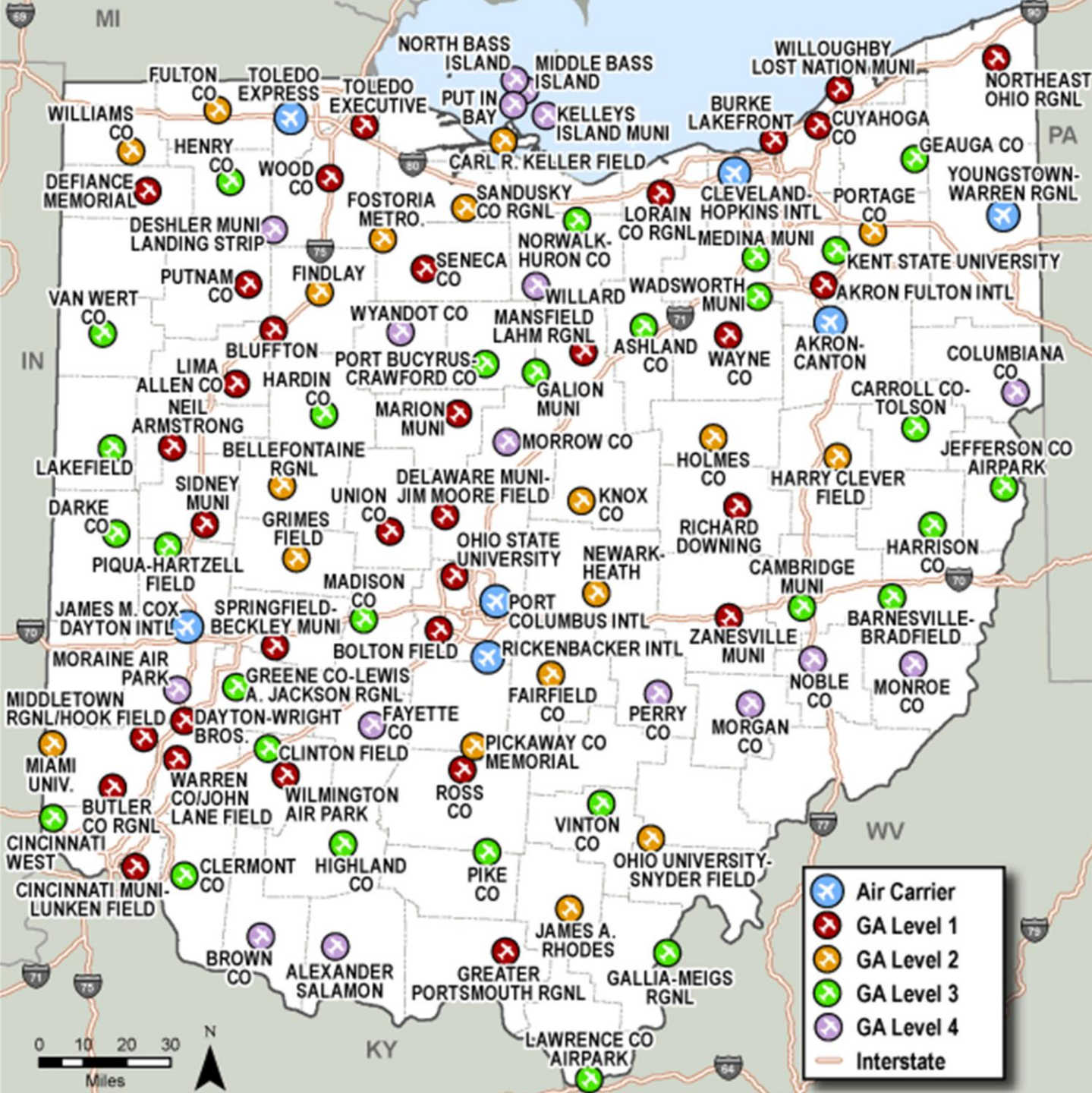
FY 2016 Ohio Airport Grant Program

Airport	Project Description	ODOT Share	Total Allocated
Akron Fulton	Rehab Aprons C & D, south ends of E & F	\$422,180	\$422,180
Ashtabula-NE Ohio Reg. Ph. 1	Obst. Rem. - trees	\$49,970	\$472,150
Ashtabula-NE Ohio Reg. Ph. 2	Rehab TW A - west end	\$435,290	\$907,440
Columbus - OSU Airport	Remove trees, appr. To RW 23 & 27R	\$63,650	\$971,090
Dayton Wright Bros.	Rehab apron	\$475,000	\$1,446,090
Dayton Wright Bros.	Tree removal	\$95,000	\$1,541,090
Delaware Municipal	Reconst. TW C	\$404,368	\$1,945,458
Fostoria Metro	RW pavement marking	\$54,791	\$2,000,249
Hamilton-Butler Co.	Rehab PAPI's and REIL's	\$116,993	\$2,117,242
Lancaster - Fairfield Co.	RW rehab	\$611,876	\$2,729,118
Lebanon - Warren Co.	Replace beacon, pads for REIL's	\$24,700	\$2,753,818
Mansfield Lahm	Windcone and windcone lighting rehab	\$59,156	\$2,812,974
Medina Mun. Ph. 1	Reconst. TW A	\$570,000	\$3,382,974
Medina Mun. Ph. 2	Rehab apron	\$313,500	\$3,696,474
Middlefield - Geauga Co.	Obst. Rem. - trees	\$37,273	\$3,733,747
Middletown - Hook	Rehab Aprons A thru F	\$429,923	\$4,163,670
Middletown - Hook	TW repair	\$51,034	\$4,214,704
Middletown - Hook	Overlay TW	\$564,300	\$4,779,004
Newark-Heath	Resurf. Ramp	\$39,601	\$4,818,605
Ottawa - Putnam Co. Ph. 1	Obst. Rem. - trees	\$20,107	\$4,838,712
Ottawa - Putnam Co. Ph. 2	Apron rehab	\$125,875	\$4,964,587
Port Clinton- Erie-Ottawa	Rehab TW, repair RW 09/27	\$639,854	\$5,604,441
Sidney Mun.	Rehab RW5/23	\$85,576	\$5,690,017
Springfield Beckley	Crack Repair TW B, Rehab TW F	\$370,111	\$6,060,128
Tiffin - Seneca Co.	Rehab Aprons B & D, TW A & B	\$180,107	\$6,240,235
Toledo Exec.	Pavement marking	\$75,311	\$6,315,546
Urbana Grimes	Re-seed & fertilize turf RW	\$5,254	\$6,320,800
Willoughby - Lost Nation	Crack Repair RW10/28	\$276,810	\$6,597,610
Wilmington Air Park	Repair section of Apron B	\$198,883	\$6,796,493
Zanesville Mun.	Rehab RW 16/34	\$404,700	\$7,201,193
		Total:	\$7,201,193
<i>Note: All data subject to change</i>			

FY 2017 Ohio Airport Grant Program

City	Airport	Project Description	ODOT Share
Akron	Akron Fulton Int.	Obstruction Lighting & Tree Removal	\$508,393
Ashtabula	Northeast Ohio Reg.	Tree Removal & Brush Clearing	\$201,793
Batavia	Clermont County	Resurface & Widen TW	\$99,145
Caldwell	Noble County	RW Markings, Obst. Removal, RW lighting repair	\$63,413
Columbus	Ohio State University	RW & TW Repairs	\$1,536,150
Dayton	Moraine Air Park	RW Rehab	\$455,990
Lorain	Lorain County	RW 7/25 Pavement Marking	\$109,934
Middlefield	Geauga County	Obstruction Removal -Trees	\$47,025
Mt. Vernon	Knox County	Rehab Apron A	\$479,550
Piqua	Hartzell Field	Install PAPI	\$280,285
Versailles	Darke County	TW Repairs	\$52,250
Wauseon	Fulton County	Replace Markers on Turf Runway	\$16,150
Zanesville	Zanesville Municipal	Rehab RW 16/34	\$404,629
		Total:	\$4,254,707
<i>Note: All data subject to change</i>			

+2 MILLION for matching Federal Grants



77 Airports

\$85 M

Investment

\$194.8 M

Multiplier

1,505

Jobs

\$61.6 M

Payroll

System Goals and Measures

This study took a structured approach to system planning, starting with the establishment of the study goals. From the beginning, the goals of the study were to:

OPTIMIZE INVESTMENT
IN OHIO'S AIRPORT
SYSTEM WITH AN EYE
TOWARD SAFETY,
EFFICIENCY, AND
ECONOMIC GROWTH.

IDENTIFY NEEDED SYSTEM
IMPROVEMENTS, THEIR
ASSOCIATED COSTS, AND
PROVIDE INFORMATION
FOR PRIORITIZING THOSE
PROJECTS.

ASSIST ODOT OFFICE OF AVIATION AND
THE FAA IN MAKING DECISIONS ON
PROPOSED AIRPORT DEVELOPMENT
PLANS IN A PERIOD OF LIMITED FUNDING
BY PROVIDING USEFUL INFORMATION ON
THE AIRPORT SYSTEM.

To achieve these goals, the study established performance measures to evaluate each airport's role in the system and determine an initial set of system improvements. This was accomplished by establishing benchmarks for each performance measure that were a function of how airports were classified in the system.

The airport performance measures, benchmarks, and classification methodology were discussed and approved by the study's Project Advisory Committee, a panel of expert stakeholders that represented the interests of Ohio's airports, including economic development officials, pilots, aircraft owners, and other users of the aviation system.





Akron-Canton Regional
Construct Sand and Chemical Storage Building,
Expand Access Road, Expand Terminal Building, Rehabilitate Taxiway



Akron Fulton Airport

Rehabilitation of aprons C&D, south ends of E&F

Rehabilitate Apron, Update Miscellaneous Study
Bolton Field






Cambridge Municipal
Rehabilitate Runway - 04/22

Install Runway Vertical/Visual Guidance System - 01/19, Wildlife Hazard Assessments Cincinnati West



Rehabilitate Runway - 02/20

Dayton-Wright Brothers



Rehab apron

Dayton-Wright Brothers



Install Runway Vertical/Visual Guidance System

Fairfield County



Runway Rehabilitation Fairfield County



Rehabilitate Runway - 18/36

Findlay



FY16 Runway 18-36 Rehabilitation (mill & overlay)

FAA- \$2,340,000

ODOT Aviation- \$130,000

Local (City of Findlay)- \$130,000



Fostoria Metropolitan

Runway Remarking



Kent State University

Rehabilitate Runway - 01/19

Windcone and lighting rehab Mansfield Lahm Regional



“we're very thankful for the Ohio Department of Aviation's grant to make major improvements to our airfield”

Rehabilitate Runway - 09/27

Northeast Ohio Regional



Rehabilitate Apron, Rehabilitate Apron, Rehabilitate Runway -
10/28, Rehabilitate Taxiway, Rehabilitate Taxiway
Norwalk-Huron County





Ohio State University

Rehabilitate Apron



Ohio University
Rehabilitate Runway - 07/25

Obstruction Removal
Putnam County



Acquire Snow Removal Equipment, Rehabilitate Runway - 05/23,
Rehabilitate Taxiway
Sidney Municipal

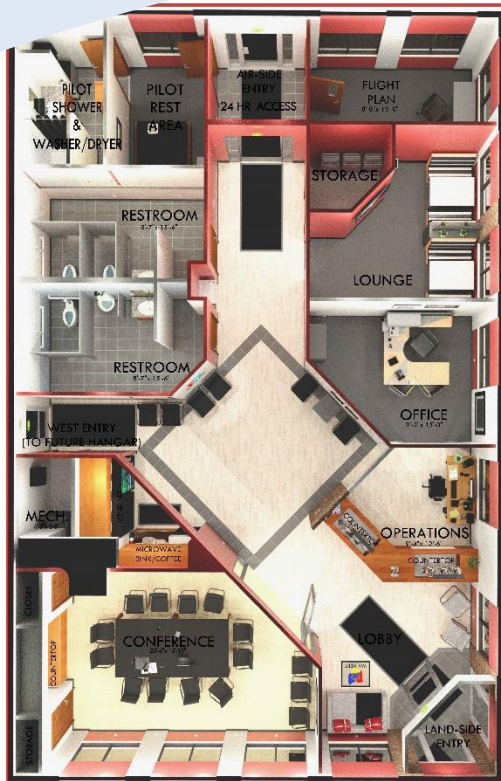




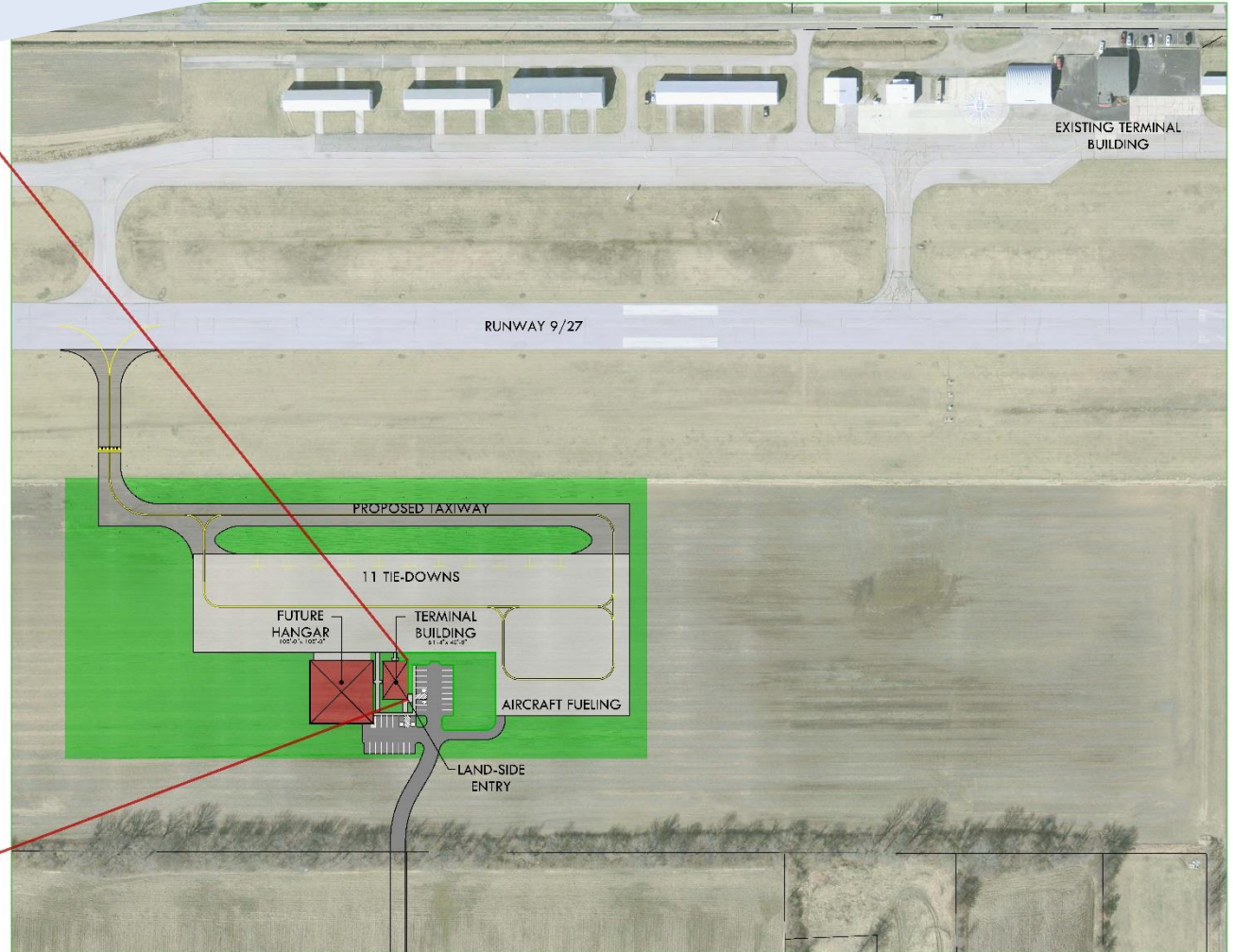
Toledo Executive

Install Runway Vertical/Visual Guidance System - 14/32

Construct Apron, Construct Taxiway Van Wert County



**PROPOSED TERMINAL BUILDING
PLAN VIEW**



PROPOSED APRON, TERMINAL & HANGAR LAYOUT



Wood County

Install Airport Beacons, Rehabilitate Taxiway



Zanesville Municipal

Rehabilitate Apron, Wildlife Hazard Assessments



Zanesville Municipal

Runway 16-34 Rehabilitation